

# GET CONNECTED


1



## Download the app

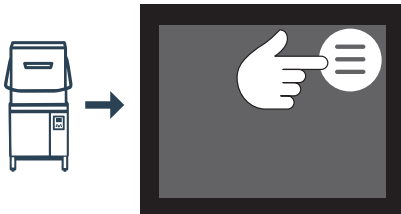


2



## Create your user account

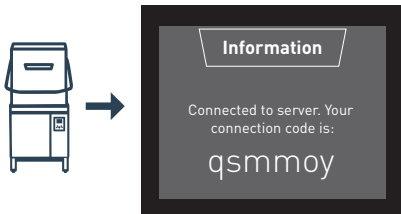
3



## Use the connection assistant to connect to WiFi

- ☰ Manager Menu ← WiFi ←
- ☰ Connection Assistant ← Search Network

4



## Get access code

- ☰ Manager Menu ← WiFi ← Access Code

5



## Connect to machine with code

